COVID-19 DAILY STATISTICS

RUTHERFORD COUNTY

Data Source: Foothills Health District

AUGUST 31, 2020

Total Tested		10,557
Total Negative Tests		9,445
Total Pending Tests		117
Total Positive Tests		**995**
Percent Positive of Individuals Tested		9.5%
Households Affected		647
Breakdown of Positive Tests		
Quarantined at Home		133
Quarantined at Hospital		14
Ages (25-49)	1	
Ages (50-64)	7	
Ages (65+)	6	
Total Active Positives		**147**
Out of Quarantine		824
Deceased - Total		24
Ages (25-49)	1	
Ages (50-64)	7	
Ages (65+)	16	

Breakdown of Positive Cases by Category	
Female	526
Male	469
Ages (0-17)	89
Ages (18-24)	122
Ages (25-49)	373
Ages (50-64)	258
Ages (65+)	153
28018 (Bostic)	55
28020 (Casar)	1
28040 (Ellenboro)	78
28043 (Forest City)	335
28114 (Mooresboro)	75
28139 (Rutherfordton)	312
28160 (Spindale)	84
28167 (Union Mills)	26
28746 (Lake Lure)	29
American Indian	2
Asian	3
Black	200
Hispanic	116
Pacific Islander	1
White	673

ESTADISTICAS DIARIAS DEL COVID-19

CONDADO DE RUTHERFORD

Fuente De Informacion: Distrito de Salud Foohills

AGOSTO 31, 2020

Total de Examinados		10,557
Total de Casos Negativos		9,445
Total de Casos Pendientes		117
Total de los Casos Positivos		**995**
Porcentaje Positivo de Individuos Evaluados		9.5%
Hogares Afectados		647
Desglose de los Examenes Positivos		
Cuarentena en el Hogar		133
Cuarentena en el Hospital		14
Edades (25-49)	1	
Edades (50-64)	7	
Edades (65+)	6	
Total De Casos Positivos Activos		**147**
Fuera de la Cuarentena		824
Muertes - Total		24
Edades (25-49)	1	
Edades (50-64)	7	
Edades (65+)	16	

Desglose de Casos Positivos por Categoria	
Hembras	526
Machos	469
Edades (0-17)	89
Edades (18-24)	122
Edades (25-49)	373
Edades (50-64)	258
Edades (65+)	153
28018 (Bostic)	55
28020 (Casar)	1
28040 (Ellenboro)	78
28043 (Forest City)	335
28114 (Mooresboro)	75
28139 (Rutherfordton)	312
28160 (Spindale)	84
28167 (Union Mills)	26
28746 (Lake Lure)	29
Indio Americana	2
Asiático	3
Negra	200
Hispana	116
Isleño del Pacífico	1
Blanca	673

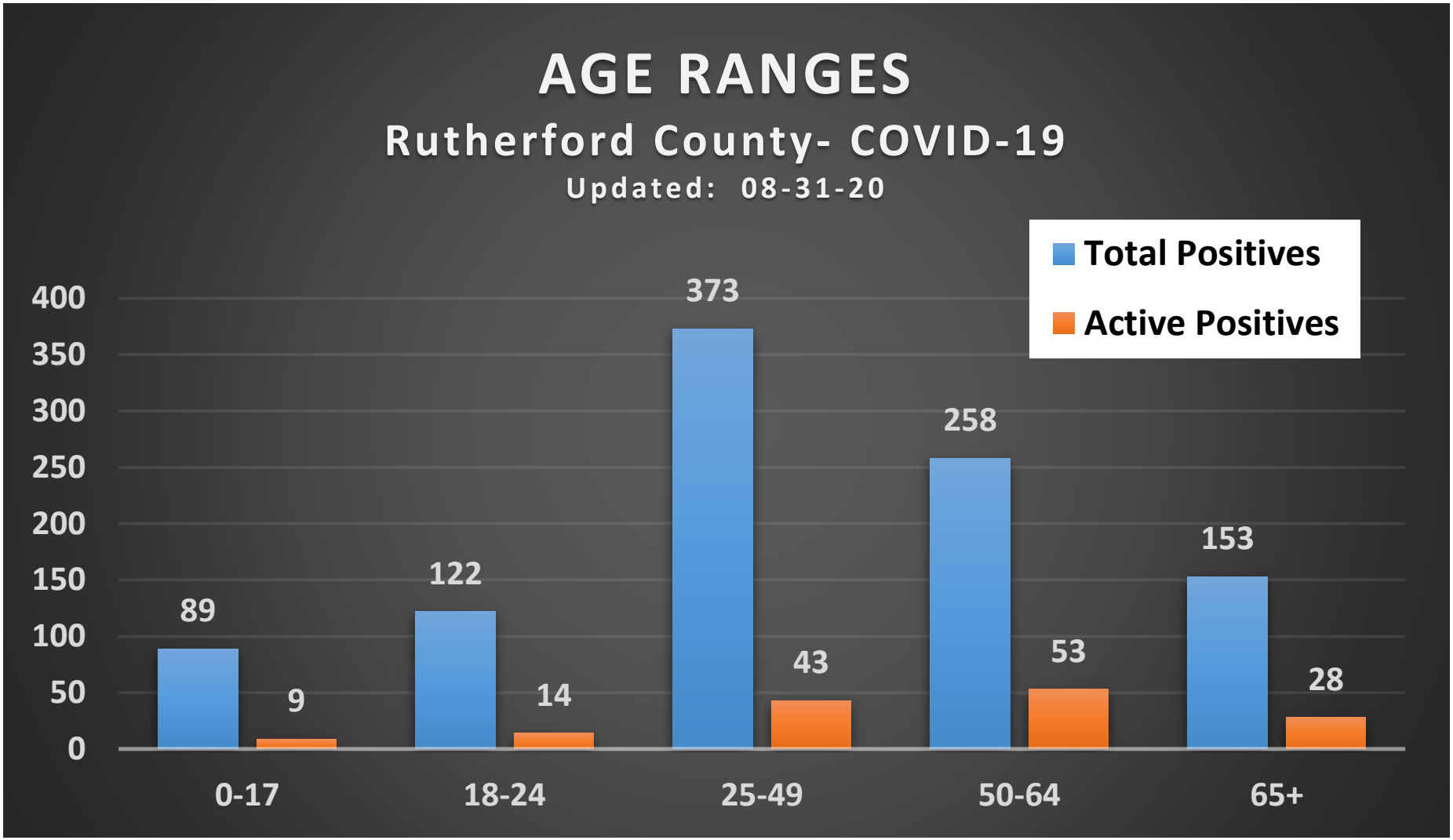
AGE RANGES
Rutherford County- COVID-19
Updated: 08-31-20
Total Positives
Active Positives
400
350
300
250
200
150
100
50
0
89
9
122
14
373
43
258
53
153
28
0-17
18-24
25-49
50-64
65+

CURRENT HOSPITALIZATIONS

Rutherford County- COVID-19

Updated: 08-31-20

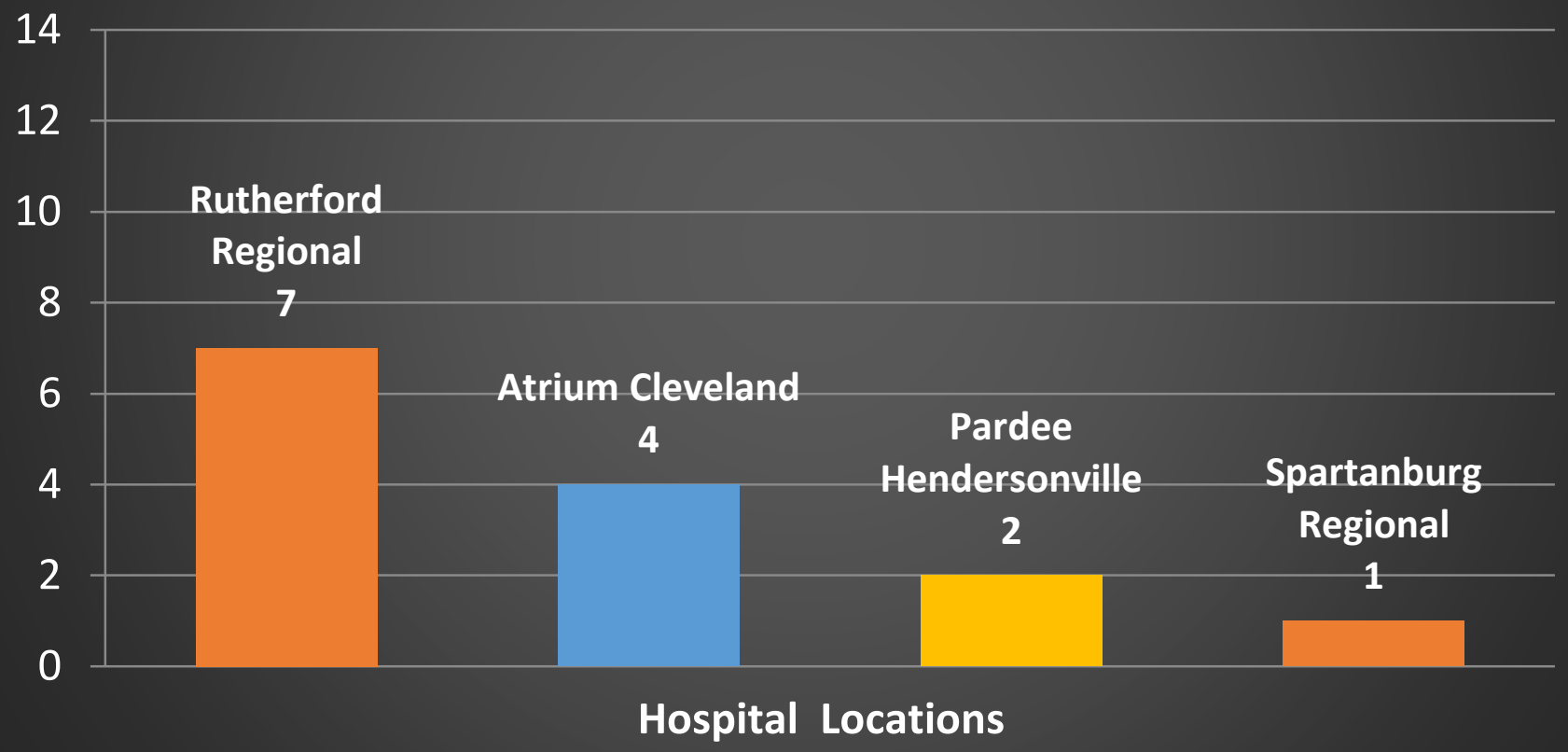

% OF TESTS THAT ARE POSITIVE

Rutherford County - COVID-19

Updated: 08-31-20

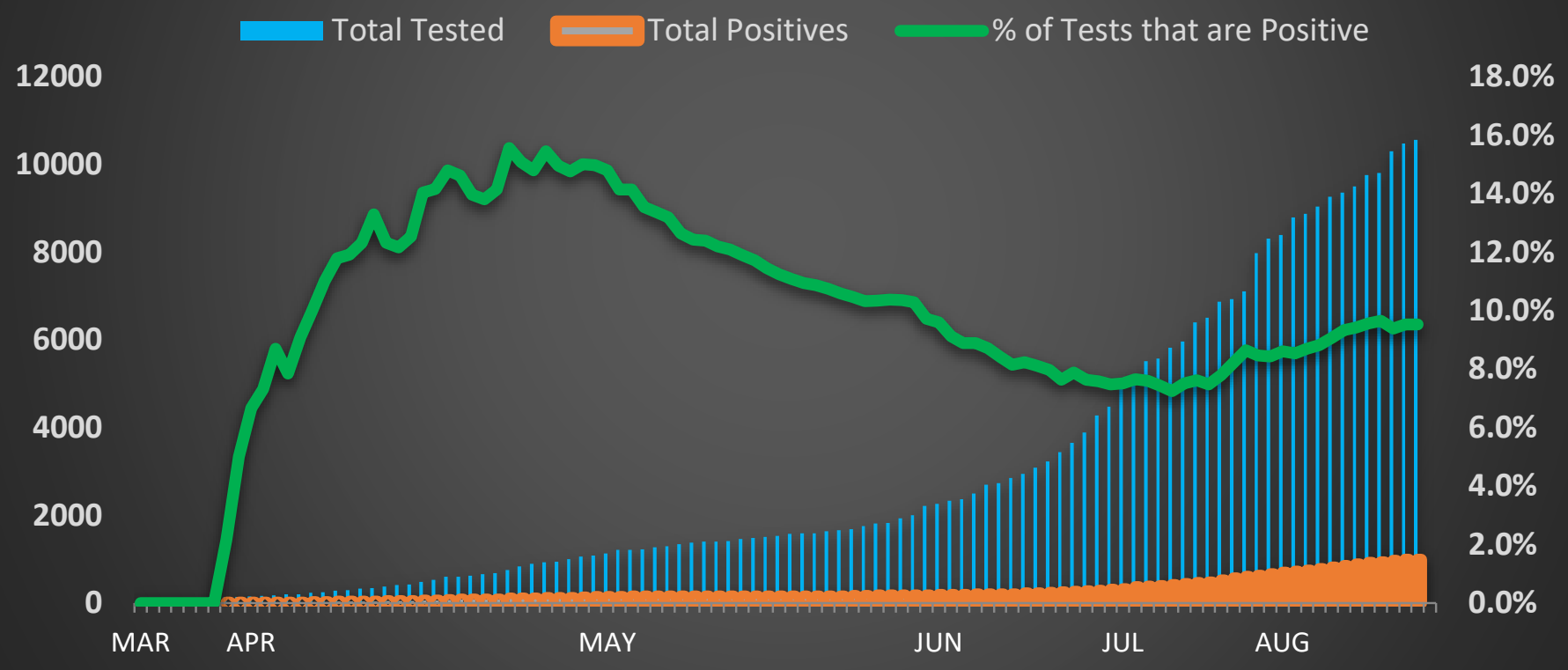

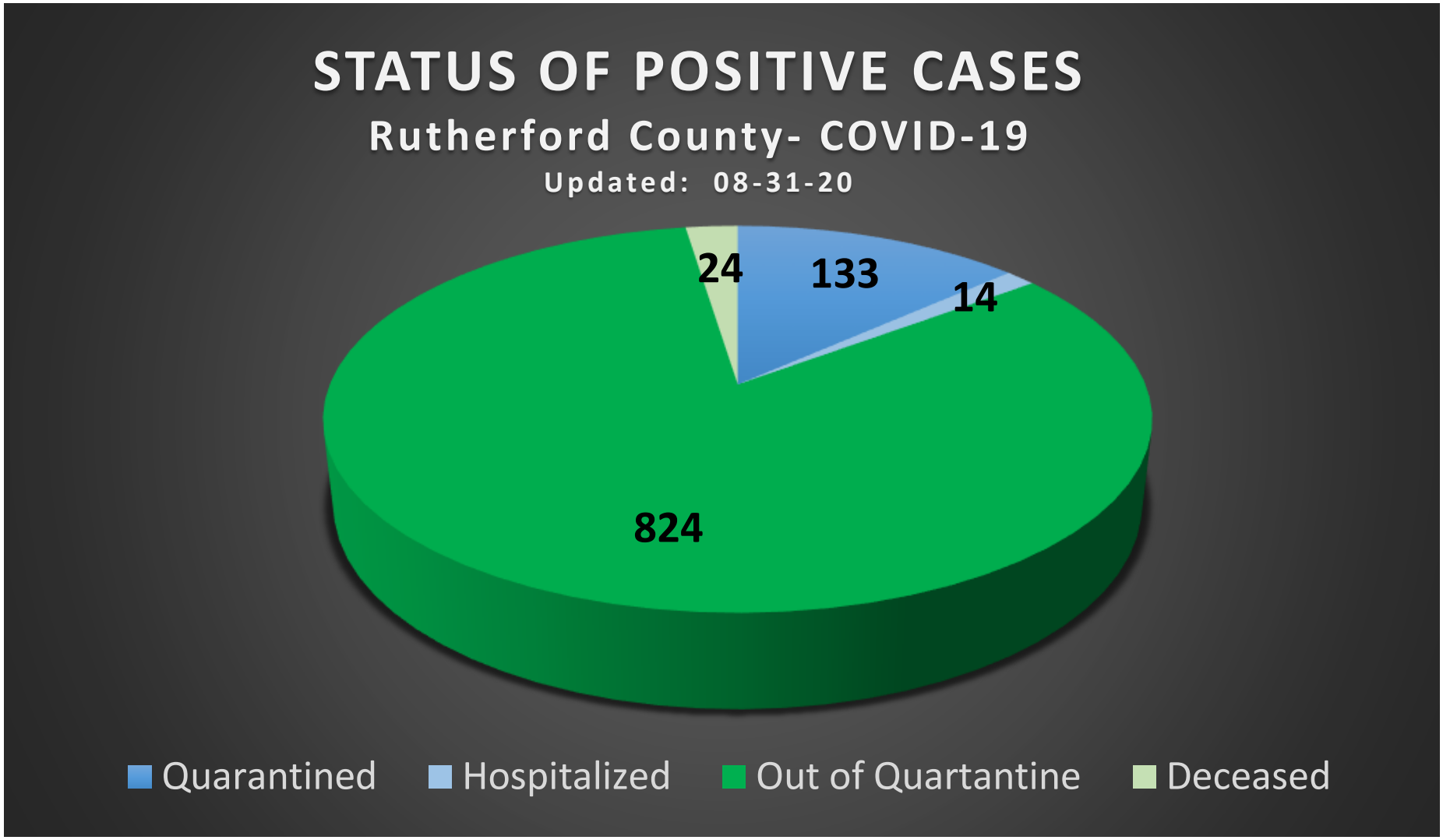
STATUS OF POSITIVE CASES
Rutherford County- COVID-19
Updated: 08-31-20
24
133
14
824
Quarantined
Hospitalized
Out of Quartantine
Deceased

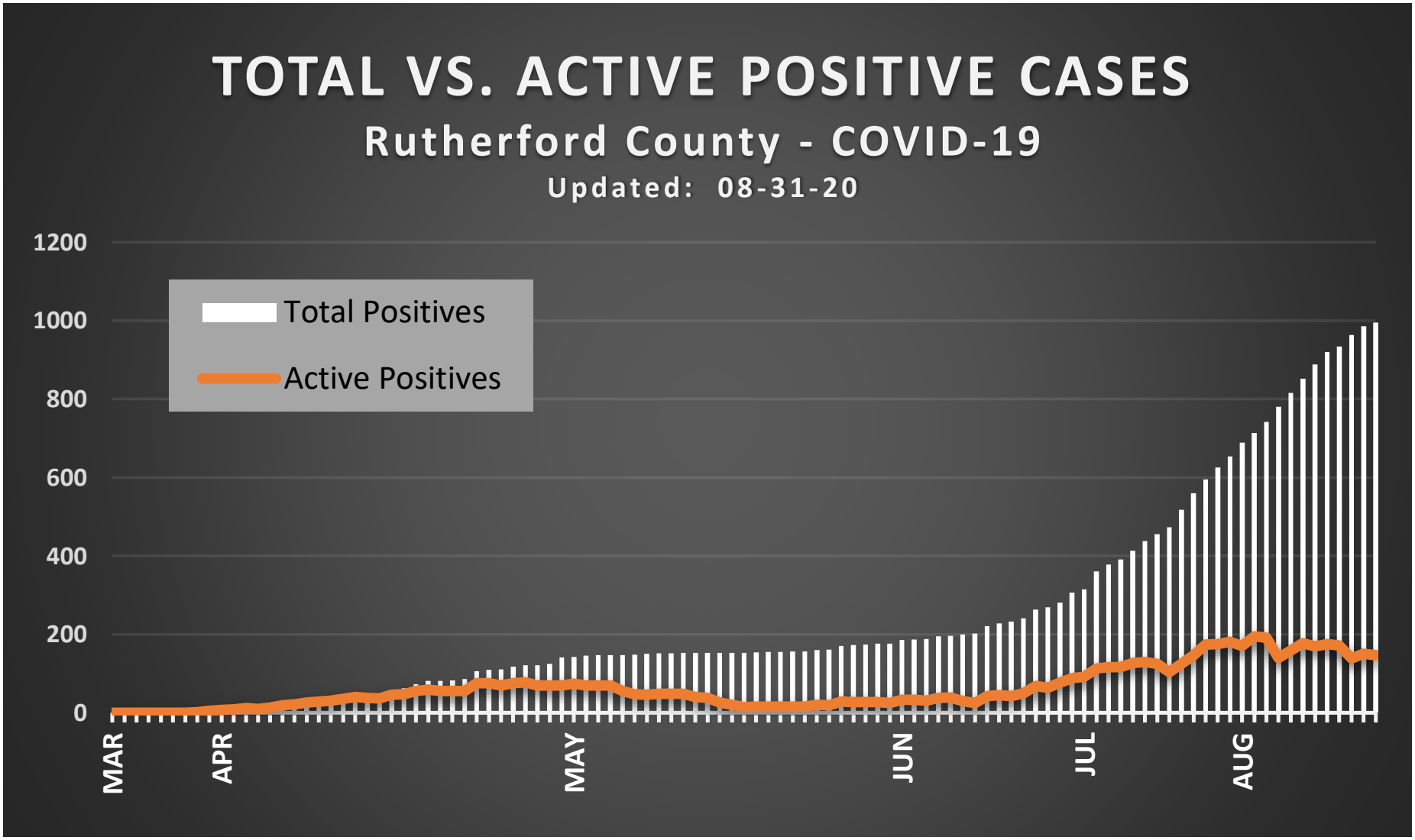
TOTAL VS. ACTIVE POSITIVE CASES
Rutherford County - COVID-19
Updated: 08-31-20
1200
1000
800
600
400
200
0
Total Positives
Active Positives
MAR
APR
MAY
JUN
JUL
AUG

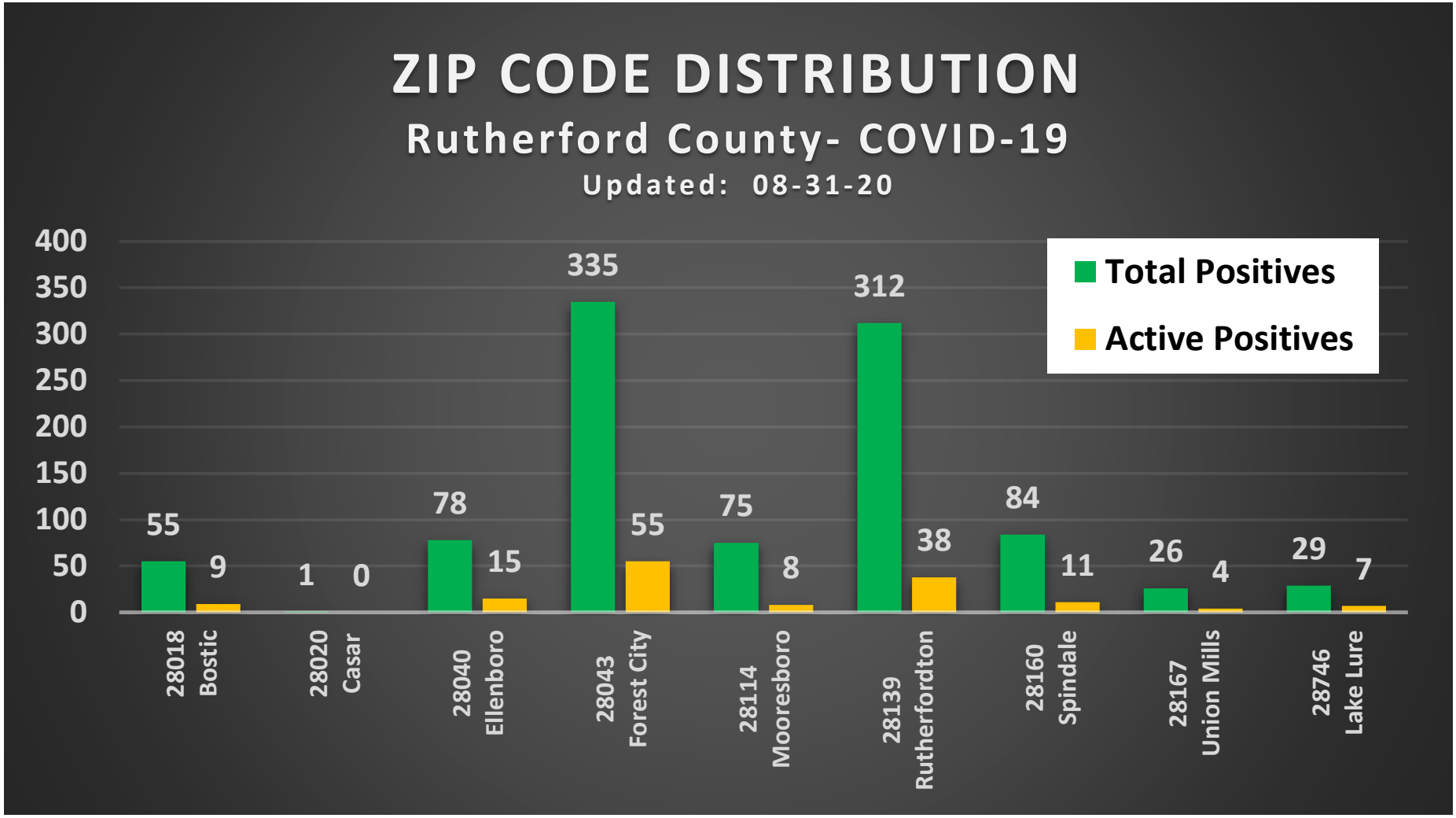
ZIP CODE DISTRIBUTION
Rutherford County- COVID-19
Updated: 08-31-20
Total Positives
Active Positives
400
350
300
250
200
150
100
50
0
55
9
1
0
78
15
335
55
75
8
312
38
84
11
26
4
29
7
28018 Bostic
28020 Casar
28040 Ellenboro
28043 Forest City
28114 Mooresboro
28139 Rutherfordton
28160 Spindale
28167 Union Mills
28746 Lake Lure